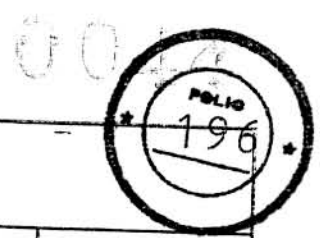


ANNEX-10 Delivery Schedule



Delivery Period of Trailer Cars

Description	Sarmiento Qty	Mitre Qty	Total Qty	Delivery Period
Trailer Cars TC1	2	1	3	16 months
Trailer Cars TC2	2	1	3	16 months

Delivery Period of Spare Parts

Item	Description	Sarmiento Qty	Mitre Qty	Total Qty	Delivery Period
A	Carboby				
A1	Semi-automatic coupler	6	6	12	12 months
A2	Semi-permanent coupler (I)	10	10	20	6 months
A3	Semi-permanent coupler (II)	10	10	20	6 months
B	Interior				
B1	Flooring				
B2	Floor covering 1000X22000	20	16	36	6 months
B3	Floor covering 1000X22000	12	8	20	6 months
B4	Saloon seat				
B5	Saloon seat assembly (left)	130	105	235	6 months
B6	Saloon seat assembly (right)	130	105	235	6 months
B7	Saloon seat cushion	1305	1044	2349	6 months
B8	Driver's seat	5	5	10	6 months
B9	Pressing lock assembly (right, a=24)	100	100	200	6 months
B10	Pressing lock assembly (left, a=24)	100	100	200	6 months
B11	Pressing lock assembly (right, a=30)	3	2	5	6 months
B12	Pressing lock assembly (left, a=30)	3	2	5	6 months

J

[Handwritten signature]

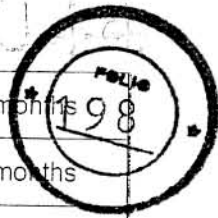
B13	Pressing lock assembly (right, a=13)	3	2	5	6 months
B14	Pressing lock assembly (left, a=13)	3	2	5	6 months
B15	Pressing lock assembly (right, a=19)	8	7	15	6 months
B16	Pressing lock assembly (left, a=19)	8	7	15	6 months
B17	Pressing lock assembly (left, a=21)	5	5	10	6 months
B18	Pressing lock assembly (right, a=23)	5	5	10	6 months
B19	Pressing lock assembly (left, a=23)	5	5	10	6 months
B20	Decoration panel (1)	45	35	80	6 months
B21	Decoration panel (2)	45	35	80	6 months
B22	Seat	113	90	203	6 months
B23	Decoration cover (1)	81	65	146	6 months
B24	Decoration cover (2)	81	65	146	6 months
B25	Securing device for wheelchair (1)	32	25	57	6 months
B26	Securing device for wheelchair (2)	32	25	57	6 months
B27	Emergency ladder assembly	11	9	20	6 months
B28	Sun shade assembly	24	17	41	6 months
B29	Tube light	24	17	41	6 months
B30	Door assembly	8	7	15	6 months
B31	Supply air outlet of cab	12	8	20	6 months
C	Exterior				
C1	Saloon window				
C2	Active leaf glass	23	27	50	6 months
C3	Fixed window glass reserve	23	27	50	6 months
C4	Active window glass assembly	63	75	138	6 months
C5	Windscreen	45	35	80	6 months
C6	Side Doors				
C7	Door controller	135	108	243	6 months
C8	anti-jumping wheel assembly	135	108	243	6 months
C9	door window glass	270	216	486	6 months



7

Car

C10	motor assembly	203	162	365	6 months
C11	door open position switch	270	216	486	6 months
C12	Isolating switch	203	162	365	6 months
C13	indicator light (red)	203	162	365	6 months
C14	indicator light (orange)	203	162	365	6 months
C15	left-handed nut assembly	68	54	122	6 months
C16	right-handed nut assembly	68	54	122	6 months
C17	Buzzer	135	108	243	6 months
C18	active glass	162	130	292	6 months
C19	fixed glass	162	130	292	6 months
C20	Gangway	11	9	20	6 months
C21	Friction strip of ceiling plate)	45	36	81	6 months
C22	rubber baffle	45	36	81	6 months
C23	Bellow assembly	135	108	243	6 months
C24	Treadle assembly	68	54	122	6 months
C25	Transition plate assembly	135	108	243	6 months
C26	Five-angle lock	135	108	243	6 months
C27	Drain plug	270	216	486	6 months
C28	Left door leaf	68	54	122	6 months
C29	Right door leaf	68	54	122	6 months
C30	Door drive mechanism (including motor) (left)	68	54	122	6 months
C31	Door drive mechanism (including motor) (right)	68	54	122	6 months
C32	Screw rod assembly	135	108	243	6 months
C33	Power switch	68	54	122	6 months
C34	Drag chain	135	108	243	6 months
C35	Drag chain joint 1	95	75	170	6 months
C36	Drag chain joint 2	95	75	170	6 months
C37	Internal emergency unlocking device	54	43	97	6 months
C38	External emergency unlocking device	54	43	97	6 months



J

[Handwritten signature]

U U 44
 POLIO
 199

C39	Thimble assembly (for internal emergency unlocking)	27	22	49	6 months
C40	Loading wheel assembly	270	216	486	6 months
C41	Lower guide rail	68	54	122	6 months
C42	Door leaf (left)	4	3	7	6 months
C43	Door leaf (right)	4	3	7	6 months
C44	Bearing trolley assembly (left)	14	10	24	6 months
C45	Bearing trolley assembly (right)	14	10	24	6 months
C46	Door lock (left)	14	10	24	6 months
C47	Door lock (right)	14	10	24	6 months
C48	Door-to-position switch	27	22	49	6 months
C49	Saloon door lock	20	16	36	6 months
C50	Cab window lock (left)	20	16	36	6 months
C51	Cab window lock (right)	20	16	36	6 months
C52	Sun shade	20	16	36	6 months
D	Air brake system				
D1	Air supply unit	7	5	12	12 months
D2	Hose assembly for compressor	37	30	67	6 months
D3	Safety valve	7	6	13	6 months
D4	Air dryer unit	7	6	13	12 months
D5	Safety valve	29	23	52	6 months
D6	Pressure switch	29	23	52	6 months
D7	Pressure switch	29	23	52	6 months
D8	Check valve	22	17	39	6 months
D9	Air reservoir	14	10	24	6 months
D10	Brake control unit	18	15	33	12 months
D11	BALLCOCK 3/4"	23	18	41	6 months
D12	BALLCOCK 1/4"	68	54	122	6 months
D13	Pressure switch	45	36	81	6 months
D14	Impulse valve	14	12	26	8 months

Car

0041
 POLICE
 200

D15	Pressure switch	14	12	26	6 months
D16	Braking hose assembly	72	58	130	6 months
D17	Magnet valve	15	12	27	12 months
D18	Press. reduc. Valve assembly	11	9	20	8 months
D19	Gauge	8	6	14	6 months
D20	Duplex gauge	8	6	14	6 months
D21	Wheel-M. brake disc	36	29	65	12 months
D22	Dragline assembly for manual release	27	22	49	8 months
D23	Anti-skid valve	27	22	49	8 months
D24	Speed sensor	72	58	130	6 months
D25	Overflow valve	50	50	100	8 months
D26	Mean-Press. Valve	101	81	182	8 months
D27	Magnet valve	45	36	81	6 months
D28	Tyfon	45	36	81	6 months
D29	Windshield wiper	15	12	27	6 months
D30	Compressor set	12	9	21	12 months
D31	Pressure governor	34	27	61	6 months
D32	Test fitting	75	61	136	12 months
D33	3/8" drain cock	11	9	20	6 months
D34	Speed sensor	18	14	32	6 months
D35	Check valve	23	18	41	8 months
D36	Ball cock	23	18	41	6 months
D37	Ball cock	23	18	41	6 months
D38	Ball cock	23	18	41	6 months
D39	Overflow valve	23	18	41	8 months
D40	Test fitting	27	22	49	6 months
D41	Test fitting	18	14	32	6 months
D42	Pressure governor	23	18	41	6 months
D43	Brake control unit	8	6	14	6 months

8

[Handwritten signature]

0044
 201

D44	Brake microcomputer control unit	9	7	16	6-months
D45	1/2 cutout cock	23	18	41	6 months
D46	3/4" electric contact cutout cock (with air exhausting side)	11	9	20	6 months
D47	Ball cock SK-DN8	11	9	20	6 months
D48	G3/4 to G1/4 adapter	11	9	20	6 months
D49	Rotary connector	11	9	20	6 months
D50	Male connector	11	9	20	6 months
D51	Plug	11	9	20	6 months
D52	Auxiliary control unit	9	7	16	8 months
D53	Silencer	30	23	53	6 months
✓ D54	Seal Ring	30	20	50	6 months
D55	Brake control unit	8	6	14	12 months
D56	Hose pipes for parking brake	36	29	65	6 months
E	HVAC System				
E1	Complete HVAC System (King Guangzhou)	11	9	20	6 months
E2	Compressor	36	29	65	6 months
E3	Condenser fan motor	36	29	65	6 months
E4	Evaporator fan motor	36	29	65	6 months
E5	Condensate fan	36	29	65	6 months
E6	Dual pressure control	54	43	97	6 months
E7	High pressure control	54	43	97	6 months
E8	Filter drier	54	43	97	6 months
E9	Refrigerant R407C	150	180	330	6 months
E10	Supply air seal	45	36	81	6 months
E11	Return air seal	45	36	81	6 months
E12	Supply air fan	45	36	81	6 months
E13	3 stage transformer (250w)	45	36	81	6 months
E14	Ventilating circuit breaker	45	36	81	6 months
E15	Circuit breaker 2	45	36	81	6 months

Law

E16	Circuit breaker 3	45	36	81	6 months
E17	Circuit breaker 4	45	36	81	6 months
E18	Contactor 1	90	72	162	6 months
E19	Contactor 2	90	72	162	6 months
E20	Contactor 3	90	72	162	6 months
E21	Relay	90	72	162	6 months
E22	Power failure relay	45	36	81	6 months
E23	Microprocessor	22	19	41	6 months
E24	Rotary switch	22	19	41	6 months
E25	Damper	45	36	81	6 months
E26	Suction filter	45	36	81	6 months
E27	Gas and liquid separator	90	72	162	6 months
E28	Electric heater one	45	36	81	6 months
E29	Electric heater two	45	36	81	6 months
E30	Fresh air damper	45	36	81	6 months
E31	Temperature sensor	45	36	81	6 months
E32	Main circuit connector	8	6	14	6 months
E33	Control circuit connector	8	6	14	6 months
E34	Supply air fan (cab)	7	6	13	6 months
E35	Connector	7	6	13	6 months
E36	Thermal relay	45	36	81	6 months
E37	Thermal overload relay 2	45	36	81	6 months
E38	Thermal overload relay 3	45	36	81	6 months
F	Bogie				
F1	Wheelset assembly	30	24	54	12 months
F2	Wheelset assembly	15	12	27	6 months
F3	Leveling valve adjusting lever	90	72	162	6 months
F4	Differential pressure valve left	45	36	81	12 months
F5	The steel double helical spring	90	72	162	6 months

8

Com


0042



F6	Axle box bearing	72	58	130	6 months
F7	Air spring	18	14	32	6 months
F8	Lateral buffer stop	45	36	81	6 months
F9	Traction bar assembly	27	22	49	6 months
F10	Wheel flange lubricating device (right)	18	14	32	6 months
F11	Wheel flange lubricating device (left)	18	14	32	6 months
F12	Lateral oil damper	45	36	81	6 months
F13	Primary vertical damper	90	72	162	6 months
F14	Tee Pipe Joint	18	14	32	6 months
F15	Elbow Joint	18	14	32	6 months
F16	Front cover at axle end	18	14	32	6 months
F17	End cover assembly of grounding sensor	18	14	32	6 months
F18	Grounding axle end cover	18	14	32	6 months
F19	Front cover assembly of signal speed sensor	18	14	32	6 months
F20	Signal sensor cover	18	14	32	6 months
F21	Axle box body (right)	18	14	32	6 months
F22	Rear cover of axle box (1) left	18	14	32	6 months
F23	Rear cover of axle box (2)	36	29	65	6 months
F24	Axle box body (left)	18	14	32	6 months
F25	Rear cover of axle box (1) right	18	14	32	6 months
F26	Front cover assembly of brake speed sensor	18	14	32	6 months
F27	Speed measuring gear cover	45	36	81	6 months
F28	Axle end cove	36	29	65	6 months
F29	Traction pin assembly	9	7	16	6 months
F30	Traction sill assembly	9	7	16	6 months
F31	Dust cover	36	29	65	6 months
F32	Central pin	45	36	81	6 months
F33	Leveling valve SV1205-GD3/110	68	54	122	12 months
F34	Leveling valve SV1205-GD3/110	68	54	122	12 months

2

F35	Brake caliper	9	7	16	12 months
F36	Brake caliper (with parking brake)	9	7	16	12 months
F37	Internal and external elbow joint DN15	36	29	65	6 months
F38	Three-way DN8	36	29	65	6 months
F39	Single pipe clamp 21	20	20	40	6 months
F40	Single pipe clamp 14	20	20	40	6 months
F41	Single pipe clamp 21	20	20	40	6 months
F42	Single pipe clamp 14	20	20	40	6 months
F43	Brake hose L=480	45	36	81	6 months
F44	Brake hose L=305	45	36	81	6 months
F45	Parking brake hose L=515	45	36	81	6 months
F46	Double-wire clamp	18	14	32	6 months
F47	Double-wire clamp	18	14	32	6 months
F48	Double-wire clamp	18	14	32	6 months
F49	Accessory installation	18	14	32	6 months
F50	Steeve assembly of current collect device	90	72	162	8 months
F51	Single node installation (left)	90	72	162	8 months
F52	Single node installation (right)	90	72	162	8 months
F53	Bolt M20X170 (Dacromet)	270	216	486	6 months
F54	Bolt M24X70 (Dacromet)	270	216	486	6 months
F55	Bolt M16X110	270	216	486	6 months
F56	Bolt M16X70 (Dacromet)	270	216	486	6 months
F57	Bolt M20X140 (Dacromet)	270	216	486	6 months
F58	Bolt M16X110 (Dacromet)	270	216	486	6 months
F59	Bolt M16X82 (Dacromet)	270	216	486	6 months
F60	Motor bogie assembly	8	6	14	12 months
F61	Trailer bogie assembly	4	2	6	12 months
F62	Trailer bogie assembly	4	2	6	12 months
F63	Trailer bogie assembly	4	2	6	12 months



2

Car


F64	Motor frame assembly	4	3	7	12 months
F65	Trailer frame assembly	1	1	2	12 months
F66	Full bolt kit - bogie break	45	36	81	12 months
F67	Coupling	18	15	33	12 months
F68	Coupling	18	15	33	12 months
F69	Primary positioning node	180	144	324	12 months
F71	Silentblock tacción Connecting Rod	120	97	217	12 months
G	Electric				
G1	Battery unit	45	44	89	6 months
G2	Battery unit accessories	45	36	81	6 months
G3	DC contactor	15	12	27	6 months
G4	De-energization delay relay	15	12	27	6 months
G5	Under-voltage relay	15	12	27	6 months
G6	Temperature sensor	40	35	75	6 months
G7	Diode	40	35	75	6 months
G8	Battery jumper	75	75	150	6 months
G9	Saloon lamp body 1 / Saloon lamp body 2	180	144	324	6 months
G10	Saloon lamp body 1 / Saloon lamp body 2	180	144	324	6 months
G11	Ballast of saloon	360	288	648	6 months
G12	Inverter of saloon	56	44	100	6 months
G13	Light boot	6	4	10	6 months
G14	DC circuit breaker	8	7	15	6 months
G15	DC circuit breaker	16	14	30	6 months
G16	DC circuit breaker	16	14	30	6 months
G17	DC circuit breaker	16	14	30	6 months
G18	DC circuit breaker	8	7	15	6 months
G19	DC circuit breaker	8	7	15	6 months
G20	DC circuit breaker	8	7	15	6 months
G21	AC circuit breaker	6	4	10	6 months

[Handwritten signature]

0044
206

G22	AC circuit breaker	6	4	10	6 months
G23	AC circuit breaker	6	4	10	6 months
G24	Transfer switch	8	7	15	6 months
G25	Transfer switch	8	7	15	6 months
G26	Transfer switch	8	7	15	6 months
G27	Button	6	4	10	6 months
G28	Button	6	4	10	6 months
G29	Button	6	4	10	6 months
G30	Lead sealing with wire	80	70	150	6 months
G31	Rotary switch	6	5	11	6 months
G32	CAM switch	6	4	10	6 months
G33	Rotary switch	6	4	10	6 months
G34	Rotary switch	6	4	10	6 months
G35	Rotary switch	6	4	10	6 months
G36	Rotary switch	6	4	10	6 months
G37	Rotary switch	6	4	10	6 months
G38	Vigilance switch	18	15	33	6 months
G39	Pedal switch	18	15	33	6 months
G40	Button controller	40	35	75	6 months
G41	Button controller	16	14	30	6 months
G42	Button controller	16	14	30	6 months
G43	Button controller	8	7	15	6 months
G44	Button switch layer	80	70	150	6 months
G45	Button controller	8	7	15	6 months
G46	Emergency button controller	28	24	52	6 months
G47	Button switch layer	28	24	52	6 months
G48	Button controller	8	7	15	6 months
G49	Press Button With Lamp	27	23	50	6 months
G50	Outage time-delay relay	27	23	50	6 months

0044

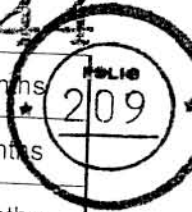


G51	Relay socket	12	8	20	6 months
G52	Instantaneous relay	80	70	150	6 months
G53	Instantaneous relay	80	70	150	6 months
G54	Relay socket	80	70	150	6 months
G55	H Relay	80	70	150	6 months
G56	Double-break Relay	80	70	150	6 months
G57	Relay socket	170	130	300	6 months
G58	LED module	80	70	150	6 months
G59	Thermo-magnetic relay	8	7	15	6 months
G60	Auxiliary contact	8	7	15	6 months
G61	Auxiliary contact of contactor	8	7	15	6 months
G62	Contactor	8	7	15	6 months
G63	Air compressor contactor	6	5	11	6 months
G64	Counter current component 1	8	7	15	6 months
G65	Counter current component 2	8	7	15	6 months
G66	DC1500V voltmeter	28	22	50	6 months
G67	Battery voltmeter	6	5	11	6 months
G68	Trainbore Display & Announcement Control System Unit-ACSU	3	2	5	8 months
G69	SCU	12	8	20	8 months
G70	PA Control panel DACU	12	8	20	8 months
G71	Passenger emergency call unit - PECU	45	36	81	8 months
G72	Gooseneck Mic-MIC	9	7	16	8 months
G73	Cab Speaker	9	7	16	8 months
G74	Saloon Speaker	90	72	162	8 months
G75	Internal Display Unit-IDU	17	13	30	8 months
G76	Front Display Unit-FDU	12	8	20	8 months
G77	Internal Camera	10	8	18	8 months
G78	Front Camera	4	2	6	8 months
G79	Touch Screen	6	5	11	8 months

G80	Pickup	10	9	19	8 months
G81	Electronic map in door area LMDU (left)	27	22	49	8 months
G82	Electronic map in door area LMDU (right)	27	22	49	8 months
G83	Dynamic map film (left)	27	22	49	8 months
G84	Dynamic map film (right)	27	22	49	8 months
G85	CCD (Current collect device) (left)	122	122	244	6 months
G86	CCD (Current collect device) (right)	122	122	244	6 months
G87	Traction motors	8	8	16	10 months
G88	Speed sensor	3	2	5	10 months
G89	Main isolating switch	36	30	66	12 months
G90	Line inductor	6	4	10	12 months
G91	Braking resistor	9	8	17	12 months
G92	Workshop power supply socket	24	20	44	12 months
G93	EVR	3	3	6	12 months
G94	HSCB	9	8	17	12 months
G95	Master controller	4	3	7	12 months
G96	Cable & accessories	4	3	7	12 months
G97	Brake chopper module	9	8	17	12 months
G98	Power module	9	8	17	12 months
G99	Door controller module	11	9	20	12 months
G100	Interface module	11	9	20	12 months
G101	Bus high breaker (BHB)	9	8	17	12 months
G102	Auxiliary isolating switch box	9	8	17	12 months
G103	Auxiliary inverter	4	3	7	12 months
G104	Inverter module (SIV power module)	7	6	13	12 months
G105	SIV relay module	7	6	13	12 months
G106	Input circuit module (SG module)	7	6	13	12 months
G107	BTH module (CG module)	7	6	13	12 months
G108	ACC module	7	6	13	12 months

Handwritten signature

0044

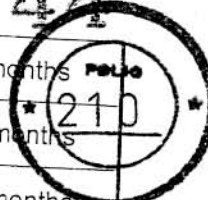


G109	BCG module	7	6	13	12 months
G110	Relay module for BCG	7	6	13	12 months
G111	DC24V output power supply (PS)	7	6	13	12 months
G112	SIV fuse	7	6	13	12 months
G113	Battery charger box	7	6	13	12 months
G114	Extended service box	7	6	13	12 months
G115	SPS socket	7	6	13	12 months
G116	IVHB box	7	6	13	12 months
G117	Arrester	7	6	13	12 months
G118	Trunk module	7	6	13	12 months
G119	GWMe module	11	9	20	12 months
G120	Remote communication module	11	9	20	12 months
G121	Analog I/O module	11	9	20	12 months
G122	Digital input module	11	9	20	12 months
G123	Digital I/O module	11	9	20	12 months
G124	TCMS display system	12	10	22	12 months
G125	Fuse box assembly for bus in workshop	24	20	44	12 months
G126	Voltage sensor	24	20	44	12 months
H	Door Control Pannel				
H1	Guard key	10	10	20	12 months
H2	Door Operational Button (Green)	10	10	20	12 months
H3	Door Operational Button (Red)	10	10	20	12 months
H4	Door Operational Button (Black)	10	10	20	12 months

Delivery Period of Consumable Items

Item	Description	Sarmiento Qty	Mitre Qty	Total Qty	Delivery Period
A	Bogie				

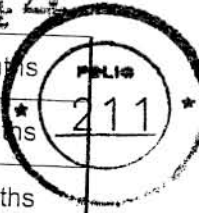
0044



A1	Carbon Plate	1134	1134	2268	6 months
A2	Brake pad	36	29	65	12 months
A3	Wheel flange lubrication block	90	72	162	12 months
A4	Earthing Brush Device	14	12	26	12 months
A5	Gearbox grease	452	362	814	6 months
B	Coupler				
B1	Snap ring bolt	20	20	40	12 months
B2	Snap ring nut	20	20	40	12 months
B3	Snap ring gasket	20	20	40	12 months
B4	Snap ring plate	20	20	40	12 months
C	HVAC System				
C1	Return air filter	450	368	818	12 months
C2	Fresh air filter	450	368	818	12 months
C3	Refrigerating fluid	60	40	100	12 months
C4	Return air filter medium	3150	2750	5900	12 months
D	Interior				
D1	Emergency unlocking cover	18	14	32	6 months
D2	Door adhesive strip	68	54	122	6 months
D3	Door adhesive strip	68	54	122	6 months
D4	LED glass at saloon end	23	18	41	6 months
D5	Emergency intercom cover	18	14	32	6 months
D6	Emergency braking cover	18	14	32	6 months
D7	Light cover of saloon	72	58	130	6 months
D8	Light cover of saloon	72	58	130	6 months
E	Window				
E1	Decoration adhesive strip	540	432	972	6 months
E2	Glass adhesive strip	540	432	972	6 months
E3	Small stopper strip	540	432	972	6 months
E4	Sealing strip for external frame of active window	540	432	972	6 months

0044

E5	Cover adhesive strip	270	216	486	6 months
E6	Crossbeam sealing strip	135	108	243	6 months
E7	Rubber pad	135	108	243	6 months
F	Door				
F1	Front windshield sealing strip (left)	142	113	255	6 months
F2	Front windshield sealing strip (right)	142	113	255	6 months
F3	Buffer head	27	22	49	6 months
F4	Brush (left)	27	22	49	6 months
F5	Brush (right)	27	22	49	6 months
F6	Front windshield sealing strip (left)	34	27	61	6 months
F7	Front windshield sealing strip (right)	34	27	61	6 months
F8	Rear windshield sealing strip (left)	27	22	49	6 months
F9	Rear windshield sealing strip (right)	27	22	49	6 months
F10	Internal slide	27	22	49	6 months
F11	Upper brush assembly	95	75	170	6 months
F12	Internal slide	270	216	486	6 months
G	Gangway				
G1	Friction strip of transition plate	45	36	81	6 months
G2	Wear strip of transition plate 2	45	36	81	6 months
G3	Wear strip of transition plate 3	45	36	81	6 months
G4	sealing strip	180	63	243	6 months
H	Window wiper				
H1	Blade	190	140	330	12 months
H2	Seal gasket	60	50	110	12 months
H3	Waterproof jacket	60	50	110	12 months
H4	Joint cover	60	50	110	12 months
H5	Electric brush	190	140	330	12 months
H6	Washer pump	60	50	110	12 months
I	Brake system				



0044
212

I1	air filter	40	30	70	12 months
I2	Filter	40	30	70	12 months
I3	Desiccant	40	30	70	12 months
I4	Filter core	40	30	70	12 months
I5	Oil filter core	40	30	70	12 months
I6	Compressor lubricant	200	200	400	12 months
I7	Pressure gauge sealing strip	10	10	20	12 months
I8	JM oil-water filter core	30	20	50	12 months
I9	O ring 51.5X5.3	180	144	324	6 months
I10	O ring 61.5X5.3	180	144	324	6 months
I11	3/4" filter	22	19	41	6 months
I12	Lubricating oil for air compressor	200	200	400	6 months
I13	Pipeline filter	34	27	61	8 months
I14	Pipeline filter	500	500	1000	6 months
I15	Brake pad	3620	4300	7920	12 months
I16	Micromesh oil filt	29	23	52	8 months
J	Light				
J1	Headlight assembly	49	38	87	6 months
J2	Xenon light	122	97	219	6 months
J3	Indicator lamp on exterior of carbody	90	72	162	6 months
K	Electric				
K1	Lead-sealing switch	16	14	30	6 months
K2	Fuse	324	324	648	6 months
K3	Fuse	324	324	648	6 months
K4	Fuse	24	20	44	12 months

Delivery Period of Test Equipment

Item	Description	Sarmiento Qty	Mitre Qty	Total Qty	Delivery Period
------	-------------	---------------	-----------	-----------	-----------------

7

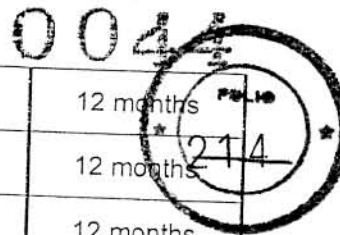
[Signature]

0044

0044					
A	Test and inspection unit for air conditioner				
A1	Portable test unit for air conditioner	2	2	4	6 months
A2	Leak detector	2	2	4	6 months
A3	Vacuum pump	2	2	4	6 months
A4	Crimping tool	2	2	4	6 months
A5	Multimeter	2	2	4	6 months
A6	Vacuum meter	2	2	4	6 months
A7	Megger	2	2	4	6 months
A8	Hot-bulb anemometer	2	2	4	6 months
A9	Portable psychrometer	2	2	4	6 months
A10	Removal tool	2	2	4	6 months
A11	Portable test unit for vehicle air conditioner (PTU)	4	4	8	6 months
B	Test and inspection equipment for brake system				
B1	Portable test equipment for brake device (PTU)	3	3	6	12 months
B2	Special hook	4	4	8	12 months
B3	Test fitting	2	2	4	12 months
B4	Dew point meter	1	1	2	12 months
B5	Gear speed simulation	3	3	6	12 months
B6	Air meter testing Jig	4	4	8	12 months
B7	Test equipment for level valve and balance valve	2	2	4	12 months
C	Wiper assembly and disassembly tool				
C1	Puller	4	4	8	6 months
D	VVVF maintenance tool				
D1	Power module lifter	2	2	4	12 months
D2	HB maintenance tool	2	2	4	12 months
D3	Line contact maintenance tool	2	2	4	12 months
E	Traction motor maintenance tool				
E1	Hydraulic oil pump	2	2	4	12 months
E2	Hydraulic cylinder	2	2	4	12 months

POLIC

13



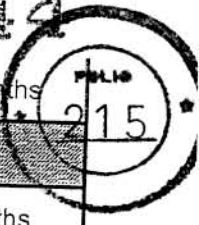
E3	High pressure hose	2	2	4	12 months
E4	Tool for element removal (with ball bearing)	2	2	4	12 months
E5	Removal tool for ball bearing	2	2	4	12 months
E6	Tool for element installation (with ball bearing)	2	2	4	12 months
E7	Removal tool for bearing spigot D.E.	2	2	4	12 months
E8	Removal tool for roller bearing (internal)	2	2	4	12 months
E9	Removal tool for roller bearing (external)	2	2	4	12 months
E10	Installation and suspension tool for rotor	1	1	2	12 months
E11	Guide rod	2	2	4	12 months
E12	Lubricating gun	2	2	4	12 months
E13	Tool kit	3	3	6	12 months
F	SIV maintenance tool				
F1	Removal tool for SPS contact pin	2	2	4	12 months
G	VVVF test equipment (PTU)				
G1	VVVF test equipment (PTU)	5	5	10	12 months
H	Test equipment for traction motor				
H1	Voltmeter (for 500V and 1,000V)	2	2	4	12 months
H2	Tachometer (digital)	2	2	4	12 months
H3	Frequency control inverter	2	2	4	12 months
H4	Pulse sensor	2	2	4	12 months
H5	Digital oscilloscope	2	2	4	12 months
H6	Insulation tester	2	2	4	12 months
I	SIV test equipment				
I1	SIV test equipment (PTU)	3	3	6	12 months
J	Train Network Control System				
J1	Train network control PTU	3	3	6	12 months
K	Door test unit				
K1	Portable test unit for door (PTU)	3	3	6	12 months
L	Test unit for train broadcast and PIDS systems				

8

12/2

0044

L1	Portable PIDS test unit	3	3	6	12 months
M	Battery maintenance device				
M1	Floor charger for battery	3	3	6	6 months
S	Special fixture				
S1	Front window glass sling	2	2	4	6 months
S2	Traction pin mounting carriage	3	3	6	6 months
S3	Fixture for current collector disassembly	6	6	12	6 months
S4	Fixture for entire current collector disassembly	4	4	8	6 months
S5	Door opening and closing tester	3	3	6	6 months
S6	Complete train commissioning tester	4	4	8	6 months
S7	Brake commissioning fixture	4	4	8	6 months



Terms and Conditions


- 1 The date of bill of lading (BOL) for each corresponding shipment shall be deemed as the actual delivery date.
- 2 The Delivery Period is calculated from the Contract Payment date until the date of BOL for the corresponding shipment

7

1.2.20

0044

ANNEX-11 CORPORATE DOCUMENTS



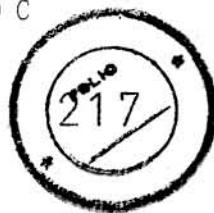
8

0044



13006430-002 2/4 ⑤

阿根廷 EDC




公 证 书

中华人民共和国山东省青岛市市中公证处

0044

南车青岛四方机车车辆股份有限公司五届二次职代会第三次团组长（扩大）会议
关于选举公司第三届监事会职工监事的决议



南车青岛四方机车车辆股份有限公司五届二次职代会第三次团组长（扩大）会于2012年12月13日召开。会议听取了公司工会“关于选举石中年、李效伟、杨殿芳等三人担任公司第三届监事会职工监事的说明”。

会议认为，按照《中华人民共和国公司法》、《企业工会工作条例》、《南车青岛四方股份公司章程》等法律法规中“监事会中的职工代表由公司职工代表大会或其他形式民主选举产生”、“监事任期届满、连选可以连任”的规定，公司工会常委会根据工作需要，在广泛征求各方意见的基础上，提名石中年、李效伟、杨殿芳三名同志为公司第三届监事会职工监事候选人。

经公司五届二次职代会第三次团组长（扩大）会全体代表审议选举，一致同意石中年、李效伟、杨殿芳等三名同志为公司第三届监事会职工监事。

职工代表签字（转下页）

